



ARSS INFRASTRUCTURE PROJECTS LTD.

Date: 09.04.2018

Bombay Stock Exchange Limited,
Phiroze Jeejeebhoy Towers
1st Floor, Rotunda Building,
Dalal Street,
Mumbai- 400 001

National Stock Exchange of India Ltd.,
Exchange Plaza,
Bandra Kurla Complex,
Bandra (E),
Mumbai-400051


**Sub: Format of holding of specified securities
Under Reg. 31(1)(b) of SEBI (Listing Obligations and Disclosure Requirements)
Regulations, 2015**

Dear Sir,

Please find enclosed herewith Format of holding of specified securities Under Reg. 31(1)(b) of SEBI (Listing Obligations and Disclosure Requirements) Regulations, 2015 for the quarter ended on 31st March, 2018.

Thanking You,

For ARSS Infrastructure Projects Limited


(Alka Khemka)
Company Secretary



Encl: As above

CIN : L14103OR2000PLC006230

Regd. Office : Sector A, Zone D, Plot #38, Mancheswar Industrial Estate, Bhubaneswar 751010, Odisha

Tel : 91 674 2588552 / 2588554, Fax : +91 674 2585074, E-mail: response@arssgroup.in, Website : www.arssgroup.in

Corp. Office : ARSS Mall, Community Centre, Plot No. 40, Block-A, Paschim Vihar, Opposit to Jwalaheri Market, New Delhi-110063 (India)

Tel.: +91 1125252024, Fax : +91 1125252012, E-mail : delhi@arssgroup.in

Holding of Specified Securities

Annexure - I

1. Name of Listed Entity:	ARSS INFRASTRUCTURE PROJECTS LTD		
2. Scrip Code/Name of Scrip/Class of Security	BSE- 533163	NSE - ARSSINFRA	
3. Share Holding Pattern Filed under: Reg. 31(1)(b)			
a. If under 31(1)(b) then indicate the report for Quarter ending	31-03-2018		
b. If under 31(1)(c) then indicate date of allotment/extinguishment	N.A.		
4. Declaration: The Listed entity is required to submit the following declaration to the extent of submission of information:-			

Sr.No	Particulars	Yes*	No*
1	Whether the Listed Entity has issued any partly paid up shares?	-	NO
2	Whether the Listed Entity has issued any Convertible Securities or Warrants?	-	NO
3	Whether the Listed Entity has any shares against which depository receipts are issued?	-	NO
4	Whether the Listed Entity has any shares in locked-in?	YES	-
5	Whether any shares held by promoters are pledge or otherwise encumbered?	YES	-

* If the Listed Entity selects the option 'No' for the questions above, the columns for the partly paid up shares, Outstanding Convertible Securities/Warrants, depository receipts, locked-in shares, No of shares pledged or otherwise encumbered by promoters, as applicable, shall not be displayed at the time of dissemination on the Stock Exchange website. Also wherever there is 'No' declared by Listed Entity in above table the values will be considered as 'Zero' by default on submission of the format of holding of specified securities.



Signature :- _____
Name : Alka Khemka
Designation : Company Secretary
Address : Plot No-38, Sector-A, Zone-D
Mancheswar Ind. Estate, Bhubaneswar-751010
Membership No-F6838

Table I - SUMMARY STATEMENT HOLDING OF SPECIFIED SECURITIES

Category (I)	Category of shareholder (II)	No.s of Share holders (III)	No. of fully paid up equity Share held (IV)	No.s of Partly paid-up equity Share held (V)	No. of shares underlying Depository Receipts (VI)	Total nos. shares held (VII)= (IV)+(V)+(VI)	Shareholding as a % of total no. of shares (calculated as per SCRR,1957) (VIII) As a % of (A+B+C2)	Number of Voting Rights held in each class of securities (IX)			No. of Shares Underlying Outstanding convertible securities (including Warrants) (X)	Shareholding, as a % assuming full conversion of convertible securities(as a % of diluted share capital) (XI)=(VII)+(X) As a % of (A+B+C2)	Number of Locked in shares (XII)		Number of Shares pledged or otherwise encumbered (XIII)		Number of equity shares held in dematerialized form (XIV)	
								No of Voting Rights					Total as a % of (A+B+C)	No. (a)	As a % of total shares held (b)	No. (a)		As a % of total shares held (b)
								Class Equity x	Class Others y	Total								
(A)	Promoter & Promoter Group	14	10619468	0	0	10619468	46.7037	10619468	0	10619468	46.7037	0	46.7037	7894820	74.3429	2646648	24.9226	2724732
(B)	Public	19289	12118498	0	0	12118498	53.2963	12118498	0	12118498	53.2963	0	0.0000	0	0.0000	NA	NA	12105271
(C)	Non Promoter-Non Public	0	0	0	0	0	0	0	0	0	0.0000	0	0.0000	0	0.0000	NA	NA	0
(C1)	Shares underlying DRs	0	0	0	0	0	NA	0	0	0	0.0000	0	0.0000	0	0.0000	NA	NA	0
(C2)	Shares held by Employee Trusts	0	0	0	0	0	0	0	0	0	0.0000	0	0.0000	0	1.0000	NA	NA	0
Total		19303	22737966	0	0	22737966	100.0000	22737966	0	22737966	100.0000	0	100.0000	7894820	75.3429	2646648	24.9226	14830003



Table II - STATEMENT SHOWING SHAREHOLDING PATTERN OF THE PROMOTER AND PROMOTER GROUP

Category & Name of the shareholders (I)	PAN (II)	No of Share holders (III)	No of fully paid up equity Shares held (IV)	Partly paid-up equity Share held (V)	No. of shares underlying Depository Receipts (VI)	Total nos. shares held (VII)= (IV)+(V)+(VI)	Shareholding % calculated as per SCRR,1957 As a % of (A+B+C2) (VIII)	Number of Voting Rights held in each class of securities (IX)			No. of Shares Underlying Outstanding convertible securities (including Warrants) (X)	Shareholding, as a % assuming full conversion of convertible securities (as a % of diluted share capital) (XI)=(VII)+(X) As a % of (A+B+C2)	Number of Locked in shares (XII)		Number of Shares pledged or otherwise encumbered (XIII)		Number of equity shares held in dematerialized form (XIV)	
								No of Voting Rights		Total as a % of (A+B+C)			No. (a)	As a % of total shares held (b)	No. (a)	As a % of total shares held (b)		
								Class Equity x	Class Others y									Total
1 Indian																		
(a) Individuals/Hindu undivided Family																		
1 ARSS DEVELOPERS LTD.	AABCI6623B	1	3183480	0	0	3183480	14.0007	3183480	0	3183480	14.0007	0	14.0007	3183480	100.0000	0	0.0000	0
2 SIDHANT FINANCIAL SERVICES LTD.	AADCS9447D	1	3393031	0	0	3393031	14.9223	3393031	0	3393031	14.9223	0	14.9223	3393031	100.0000	0	0.0000	0
3 MOHANLAL AGARWAL	AATPA3715D	1	761750	0	0	761750	3.3501	761750	0	761750	3.3501	0	3.3501	0	0.0000	761750	100.0000	761750
4 SUBASH AGARWAL	AATPA3716A	1	1381608	0	0	1381608	6.0762	1381608	0	1381608	6.0762	0	6.0762	208108	15.0627	1173500	84.9373	1173500
5 MR. ANIL AGARWAL	AATPA3717B	1	339821	0	0	339821	1.4945	339821	0	339821	1.4945	0	1.4945	49821	14.6610	290000	85.3390	290000
6 SUNIL AGARWAL	AATPA3718Q	1	278647	0	0	278647	1.2255	278647	0	278647	1.2255	0	1.2255	213249	76.5302	65398	23.4698	65398
7 RAMESH PRASAD AGRAWAL	AAUPA3805F	1	3000	0	0	3000	0.0132	3000	0	3000	0.0132	0	0.0132	0	0.0000	0	0.0000	3000
8 SEEMA AGARWAL	ACEPA5207B	1	20020	0	0	20020	0.0880	20020	0	20020	0.0880	0	0.0880	20020	100.0000	0	0.0000	20
9 RAMDULARI AGARWAL	ACEPA5208Q	1	184483	0	0	184483	0.8113	184483	0	184483	0.8113	0	0.8113	184483	100.0000	0	0.0000	9
10 RAJESH AGARWAL	ACEPA5209R	1	538745	0	0	538745	2.3694	538745	0	538745	2.3694	0	2.3694	182745	33.9205	356000	66.0795	356000
11 SANJU AGARWAL	ACEPA5217D	1	118704	0	0	118704	0.5221	118704	0	118704	0.5221	0	0.5221	118704	100.0000	0	0.0000	20
12 SANGITA AGARWAL	ACEPA5218N	1	123796	0	0	123796	0.5444	123796	0	123796	0.5444	0	0.5444	123796	100.0000	0	0.0000	20
13 SABITA AGARWAL	AEUPA0201P	1	217383	0	0	217383	0.9560	217383	0	217383	0.9560	0	0.9560	217383	100.0000	0	0.0000	15
14 SHILPA AGARWAL	AHWPA1697G	1	75000	0	0	75000	0.3298	75000	0	75000	0.3298	0	0.3298	0	0.0000	0	0.0000	75000
Total		14	10619468	0	0	10619468	46.7037	10619468	0	10619468	46.7037	0	46.7037	7894820	74.3429	2646648	24.9226	2724732
(b) Central Government/State Government(s)																		
			0	0	0	0	0.0000	0	0	0	0.0000	0	0.0000	0	0.0000	0	0.0000	0
Total		0	0	0	0	0	0.0000	0	0	0	0.0000	0	0.0000	0	0.0000	0	0.0000	0
(c) Financial Institutions/Banks																		
			0	0	0	0	0.0000	0	0	0	0.0000	0	0.0000	0	0.0000	0	0.0000	0
Total		0	0	0	0	0	0.0000	0	0	0	0.0000	0	0.0000	0	0.0000	0	0.0000	0
Sub-Total (A)(1)		14	10619468	0	0	10619468	46.7037	10619468	0	10619468	46.7037	0	46.7037	7894820	74.3429	2646648	24.9226	2724732
2 Foreign																		
(a) Individuals(Non-Resident Individuals/Foreign Individuals)																		
			0	0	0	0	0.0000	0	0	0	0.0000	0	0.0000	0	0.0000	0	0.0000	0
Total		0	0	0	0	0	0.0000	0	0	0	0.0000	0	0.0000	0	0.0000	0	0.0000	0
(b) Government																		
			0	0	0	0	0.0000	0	0	0	0.0000	0	0.0000	0	0.0000	0	0.0000	0
Total		0	0	0	0	0	0.0000	0	0	0	0.0000	0	0.0000	0	0.0000	0	0.0000	0
(c) Institutions																		
			0	0	0	0	0.0000	0	0	0	0.0000	0	0.0000	0	0.0000	0	0.0000	0
Total		0	0	0	0	0	0.0000	0	0	0	0.0000	0	0.0000	0	0.0000	0	0.0000	0
(d) Foreign Portfolio Investor																		
			0	0	0	0	0.0000	0	0	0	0.0000	0	0.0000	0	0.0000	0	0.0000	0
Total		0	0	0	0	0	0.0000	0	0	0	0.0000	0	0.0000	0	0.0000	0	0.0000	0
Sub-Total (A)(2)		0	0	0	0	0	0.0000	0	0	0	0.0000	0	0.0000	0	0.0000	0	0.0000	0
Total Shareholding of Promoter and Promoter Group (A) = (A)(1)+(A)(2)		14	10619468	0	0	10619468	46.7037	10619468	0	10619468	46.7037	0	46.7037	7894820	74.3429	2646648	24.9226	2724732

Details of Shares which remain unclaimed may be given hear along with details such as number of shareholders, outstanding shares held in demat/unclaimed suspense account, voting rights which are frozen etc.

Note:

(1) PAN would not be displayed on website of Stock Exchange(s).

(2) The term "Encumbrance" has the same meaning as assigned under regulation 28(3) of SEBI (Substantial Acquisition of Shares and Takeovers) Regulations, 2011.




Table III - STATEMENT SHOWING SHAREHOLDING PATTERN OF THE PUBLIC SHAREHOLDER

Category & Name of the shareholders (I)	PAN (II)	No.s of Share holders (III)	No. of fully paid up equity Share held (IV)	Partly paid-up equity Share held (V)	No.s of shares underlying Depository Receipts (VI)	Total nos. shares held (VII)=(IV)+(V)+(VI)	Shareholding % calculated as per SCRR,1957) As a % of (A+B+C2. (VIII)	Number of Voting Rights held in each class of securities (IX)			No. of Shares Underlying Outstanding convertible securities (including Warrants) (X)	Total Shareholding, as a % assuming full conversion of convertible securities (as a percentage of diluted share capital) (XI)=(VII)+(X) As a % of (A+B+C2)	Number of Locked in shares (XII)		Number of Shares pledged or otherwise encumbered (XIII)		Number of equity shares held in dematerialized form (XIV)	
								No of Voting Rights		Total as a % of Total Voting Rights			No. (a)	As a % of total shares held (b)	No. (Not applicable) (a)	As a % of total shares held (b)		
								Class Equity x	Class Others y									Total
1 Institutions																		
(a) Mutual Funds		0	0	0	0	0	0.0000	0	0	0	0.0000	0	0.0000	0	0.0000	NA	NA	0
(b) Venture Capital Funds		0	0	0	0	0	0.0000	0	0	0	0.0000	0	0.0000	0	0.0000	NA	NA	0
(c) Alternate Investment Funds		0	0	0	0	0	0.0000	0	0	0	0.0000	0	0.0000	0	0.0000	NA	NA	0
(d) Foreign Venture Capital Investors		0	0	0	0	0	0.0000	0	0	0	0.0000	0	0.0000	0	0.0000	NA	NA	0
(e) Foreign Portfolio Investors		0	0	0	0	0	0.0000	0	0	0	0.0000	0	0.0000	0	0.0000	NA	NA	0
(f) Financial Institution/Banks		1	93000	0	0	93000	0.4090	93000	0	93000	0.4090	0	0.4090	0	0.0000	NA	NA	93000
(g) Insurance Companies		0	0	0	0	0	0.0000	0	0	0	0.0000	0	0.0000	0	0.0000	NA	NA	0
(h) Provident Funds/ Pension Funds		0	0	0	0	0	0.0000	0	0	0	0.0000	0	0.0000	0	0.0000	NA	NA	0
SUB TOTAL (B)(1)		1	93000	0	0	93000	0.4090	93000	0	93000	0.4090	0	0.4090	0	0.0000	NA	NA	93000
2 Central / State government(s)																		
(a) Central Government/ State Government(s)/President of India		0	0	0	0	0	0.0000	0	0	0	0.0000	0	0.0000	0	0.0000	NA	NA	0
SUB TOTAL (B)(2)		0	0	0	0	0	0.0000	0	0	0	0.0000	0	0.0000	0	0.0000	NA	NA	0
3 Non-institutions																		
(a.1) Individuals - i. Individual shareholders holding nominal share capital up to Rs. 2 lakhs.		18758	7209641	0	0	7209641	31.7075	7209641	0	7209641	31.7075	0	31.7075	0	0.0000	NA	NA	7196414
(a.2) INDIVIDUAL - ii. Individual shareholders holding nominal share capital in excess of Rs. 2 lakhs.		47	2345771	0	0	2345771	10.3165	2345771	0	2345771	10.3165	0	10.3165	0	0.0000	NA	NA	2345771
(b) NBFCs registered with RBI		1	8700	0	0	8700	0.0383	8700	0	8700	0.0383	0	0.0383	0	0.0000	NA	NA	8700
(c) Employee Trusts		0	0	0	0	0	0.0000	0	0	0	0.0000	0	0.0000	0	0.0000	NA	NA	0
(d) Overseas Depositories (holding DRs) (balancing figure)		0	0	0	0	0	0.0000	0	0	0	0.0000	0	0.0000	0	0.0000	NA	NA	0
(e) Any Other(BODIES CORPORATE)		254	2090671	0	0	2090671	9.1946	2090671	0	2090671	9.1946	0	9.1946	0	0.0000	NA	NA	2090671
TAO BUILDERS AND DEVELOPERS PVT LTD.	AAACT3547N	1	343000	0	0	343000	1.5085	343000	0	343000	1.5085	0	1.5085	0	0.0000	NA	NA	343000
(e) Any Other(CLEARING MEMBER)		73	154023	0	0	154023	0.6774	154023	0	154023	0.6774	0	0.6774	0	0.0000	NA	NA	154023
(e) Any Other(NON RESIDENT INDIANS (NON REPAT))		39	38959	0	0	38959	0.1713	38959	0	38959	0.1713	0	0.1713	0	0.0000	NA	NA	38959
(e) Any Other(NON RESIDENT INDIANS (NRI))		114	177218	0	0	177218	0.7794	177218	0	177218	0.7794	0	0.7794	0	0.0000	NA	NA	177218
(e) Any Other(NON RESIDENT INDIANS (REPAT))		1	500	0	0	500	0.0022	500	0	500	0.0022	0	0.0022	0	0.0000	NA	NA	500
(e) Any Other(TRUSTS)		1	15	0	0	15	0.0001	15	0	15	0.0001	0	0.0001	0	0.0000	NA	NA	15
SUB TOTAL (B)(3)		19288	12025498	0	0	12025498	52.8873	12025498	0	12025498	52.8873	0	52.8873	0	0.0000	NA	NA	12012271
Total Public Shareholding (B) = (B)(1)+(B)(2)+(B)(3)		19289	12118498	0	0	12118498	53.2963	12118498	0	12118498	53.2963	0	53.2963	0	0.0000	NA	NA	12105271

Details of the shareholders acting as persons in Concert including their Shareholding (No. and %): 0

Details of Shares which remain unclaimed may be given hear along with details such as number of shareholders, outstanding shares held in demat/unclaimed suspense account, voting rights which are frozen etc.

Note:

(1) PAN would not be displayed on website of Stock Exchange(s).

(2) The above format needs to be disclosed along with the name of following persons:

Institutions/Non Institutions holding more than 1% of total number of shares




Table IV - STATEMENT SHOWING SHAREHOLDING PATTERN OF THE NON PROMOTER - NON PUBLIC SHAREHOLDER

Category & Name of the shareholders (I)	PAN (II)	No. of Share holders (III)	No. of fully paid up equity Share held (IV)	Partly paid-up equity Share held (V)	No.s of shares underlying Depository Receipts (VI)	Total no. shares held (VII)= (IV)+(V)+(VI)	Shareholding % calculated as per SCRR,1957 As a % of (A+B+C2) (VIII)	Number of Voting Rights held in each class of securities (IX)			No. of Shares Underlying Outstanding convertible securities (including Warrants) (X)	Total Shareholding, as a % assuming full conversion of convertible securities (as a % of diluted share capital) (XI)=(VII)+(X) As a % of (A+B+C2)	Number of Locked in shares (XII)		Number of Shares pledged or otherwise encumbered (XIII)		Number of equity shares held in dematerialized form (XIV)	
								No of Voting Rights		Total as a % of (A+B+C)			No. (a)	As a % of total shares held (b)	No. (Not applicable) (a)	As a % of total shares held (Not applicable) (b)		
								Class Equity x	Class Others y									Total
1 Custodian/DR Holder			0	0	0	0	0.0000	0	0	0	0.0000	0	0.0000	0	0.0000	NA	NA	0
Total Non Promoter- Non Public Shareholding (C)=(C)(1)+(C)(2)			0	0	0	0	0.0000	0	0	0	0.0000	0	0.0000	0	0.0000	NA	NA	0

Note

- (1) PAN would not be displayed on website of Stock Exchange(s).
- (2) The above format needs to disclose name of all holders holding more than 1% of total number of shares.
- (3) W.r.t. the information pertaining to Depository Receipts, the same may be

